

















































Elezioni Camera dei Deputati
Consultazione: Elezioni Politiche 2018
Comune di FANO
Collegio MARCHE - 02
Riepilogo voti alle Liste sezione per sezione
 Sezioni scrutinate: 67 Su 67 - DATI UFFICIOSI

Sezione																Totale Voti Liste	Totale Voti Solo Candidato	Schede Bianche	Voti Non Validi	VCNAS	Votanti	Iscritti
1 - SEZ. 1	3	5	5	0	57	39	68	17	6	1	3	86	0	21	111	422	20	3	4	0	449	627
2 - SEZ. 2	2	3	11	1	37	9	44	10	3	0	1	82	0	13	112	328	16	4	9	0	357	509
3 - SEZ. 3	1	0	8	6	50	20	82	25	1	0	3	79	0	14	119	408	35	6	4	14	467	619
4 - SEZ. 4	2	2	4	3	22	13	62	9	2	0	5	74	0	10	133	341	16	2	2	0	361	475
5 - SEZ. 5	4	8	8	3	39	6	47	17	3	0	3	97	0	4	123	362	5	5	6	0	378	507
6 - SEZ. 6	2	5	5	1	58	23	69	25	4	0	1	83	0	13	140	429	26	2	10	0	467	619
7 - SEZ. 7	4	1	4	5	55	35	84	17	5	1	7	116	2	13	246	595	28	5	14	0	642	859
8 - SEZ. 8	0	2	6	2	64	19	68	22	2	0	6	101	1	14	154	461	28	3	10	0	502	631
9 - SEZ. 9	2	10	7	4	62	50	98	31	5	0	12	174	1	30	177	663	36	14	8	0	721	984
10 - SEZ. 10	6	3	8	4	64	34	102	27	5	0	6	141	0	15	198	613	27	10	2	0	652	840
11 - SEZ. 11	2	2	8	5	66	34	81	30	3	0	6	127	3	31	168	566	39	2	6	0	613	805
12 - SEZ. 12	3	3	2	1	29	16	60	11	4	0	1	74	1	4	114	323	7	3	1	0	334	460
13 - SEZ. 13	0	3	3	0	36	16	61	7	3	1	4	84	1	16	105	340	16	0	3	0	359	449
14 - SEZ. 14	1	5	5	2	90	38	119	22	4	0	10	149	4	27	213	689	59	9	6	0	763	936
15 - SEZ. 15	3	0	5	6	51	15	77	19	1	0	5	136	2	23	209	552	11	5	2	0	570	707
16 - SEZ. 16	1	0	2	0	45	23	49	11	1	0	2	59	3	24	105	325	16	2	1	0	344	403
17 - SEZ. 17	3	1	4	3	66	17	84	20	7	1	10	122	4	14	209	565	17	7	11	0	600	764
18 - SEZ. 18	4	3	8	4	67	33	98	27	12	1	1	138	1	20	184	601	23	8	10	0	642	880
19 - SEZ. 19	2	0	4	3	39	16	64	13	0	0	3	56	1	10	128	339	21	4	6	0	370	503
20 - SEZ. 20	0	1	2	0	35	8	53	8	5	0	2	77	1	6	114	312	12	3	6	0	333	456
21 - SEZ. 21	2	6	3	2	49	35	83	18	8	1	7	173	1	14	201	603	48	8	8	0	667	823
22 - SEZ. 22	3	4	4	0	34	32	48	17	8	2	6	91	1	14	111	375	19	7	5	0	406	556
23 - SEZ. 23	2	1	2	4	72	22	54	14	2	0	6	97	2	16	137	431	23	10	11	0	475	655

Sezione																		Totale Voti	Totale Voti Solo	Schede	Voti	VCNAS	Votanti	Iscritti
	Liste	Candidato	Bianche	Non Validi	VCNAS	Votanti	Iscritti																	
24 - SEZ. 24	4 (0.68%)	7 (1.20%)	4 (0.68%)	3 (0.51%)	50 (8.56%)	16 (2.74%)	81 (13.87%)	26 (4.45%)	2 (0.34%)	0 (0.00%)	5 (0.86%)	170 (29.11%)	3 (0.51%)	18 (3.08%)	195 (33.39%)	584 (96.37%)	6 (0.99%)	9 (1.49%)	7 (1.16%)	0 (0.00%)	606 (78.91%)	768		
25 - SEZ. 25	11 (1.65%)	2 (0.30%)	6 (0.90%)	2 (0.30%)	82 (12.31%)	23 (3.45%)	98 (14.71%)	19 (2.85%)	4 (0.60%)	0 (0.00%)	6 (0.90%)	152 (22.82%)	3 (0.45%)	13 (1.95%)	245 (36.79%)	666 (93.94%)	28 (3.95%)	7 (0.99%)	8 (1.13%)	0 (0.00%)	709 (78.17%)	907		
26 - SEZ. 26	3 (0.54%)	5 (0.91%)	9 (1.63%)	5 (0.91%)	63 (11.43%)	23 (4.17%)	93 (16.88%)	20 (3.63%)	4 (0.73%)	0 (0.00%)	6 (1.09%)	124 (22.50%)	2 (0.36%)	16 (2.90%)	178 (32.30%)	551 (94.35%)	17 (2.91%)	6 (1.03%)	10 (1.71%)	0 (0.00%)	584 (74.21%)	787		
27 - SEZ. 27	3 (0.88%)	5 (1.47%)	5 (1.47%)	1 (0.29%)	29 (8.53%)	10 (2.94%)	40 (11.76%)	12 (3.53%)	4 (1.18%)	0 (0.00%)	3 (0.88%)	103 (30.29%)	2 (0.59%)	13 (3.82%)	110 (32.35%)	340 (95.24%)	11 (3.08%)	6 (1.68%)	0 (0.00%)	0 (0.00%)	357 (82.45%)	433		
28 - SEZ. 28	7 (1.05%)	2 (0.30%)	5 (0.75%)	9 (1.35%)	64 (9.58%)	19 (2.84%)	97 (14.52%)	14 (2.10%)	3 (0.45%)	0 (0.00%)	2 (0.30%)	144 (21.56%)	0 (0.00%)	24 (3.59%)	278 (41.62%)	668 (91.88%)	37 (5.09%)	10 (1.38%)	12 (1.65%)	0 (0.00%)	727 (81.96%)	887		
29 - SEZ. 29	4 (0.56%)	16 (2.26%)	6 (0.85%)	10 (1.41%)	83 (11.72%)	29 (4.10%)	133 (18.79%)	15 (2.12%)	4 (0.56%)	0 (0.00%)	4 (0.56%)	97 (13.70%)	0 (0.00%)	9 (1.27%)	298 (42.09%)	708 (96.59%)	12 (1.64%)	1 (0.14%)	12 (1.64%)	0 (0.00%)	733 (76.04%)	964		
30 - SEZ. 30	1 (0.23%)	10 (2.30%)	3 (0.69%)	9 (2.07%)	51 (11.75%)	8 (1.84%)	70 (16.13%)	7 (1.61%)	7 (1.61%)	1 (0.23%)	2 (0.46%)	94 (21.66%)	1 (0.23%)	10 (2.30%)	160 (36.87%)	434 (95.38%)	8 (1.76%)	5 (1.10%)	8 (1.76%)	0 (0.00%)	455 (79.68%)	571		
31 - SEZ. 31	4 (0.69%)	6 (1.03%)	8 (1.38%)	4 (0.69%)	69 (11.90%)	24 (4.14%)	112 (19.31%)	17 (2.93%)	3 (0.52%)	2 (0.34%)	4 (0.69%)	99 (17.07%)	5 (0.86%)	19 (3.28%)	204 (35.17%)	580 (92.21%)	26 (4.13%)	5 (0.79%)	18 (2.86%)	0 (0.00%)	629 (79.62%)	790		
32 - SEZ. 32	9 (1.17%)	3 (0.39%)	7 (0.91%)	6 (0.78%)	63 (8.18%)	37 (4.81%)	123 (15.97%)	30 (3.90%)	4 (0.52%)	0 (0.00%)	8 (1.04%)	163 (21.17%)	3 (0.39%)	28 (3.64%)	286 (37.14%)	770 (96.13%)	17 (2.12%)	9 (1.12%)	5 (0.62%)	0 (0.00%)	801 (77.47%)	1034		
33 - SEZ. 33	4 (0.78%)	7 (1.36%)	2 (0.39%)	5 (0.97%)	62 (12.09%)	22 (4.29%)	71 (13.84%)	23 (4.48%)	3 (0.58%)	0 (0.00%)	2 (0.39%)	110 (21.44%)	0 (0.00%)	3 (0.58%)	199 (38.79%)	513 (94.48%)	24 (4.42%)	3 (0.55%)	3 (0.55%)	0 (0.00%)	543 (78.47%)	692		
34 - SEZ. 34	2 (0.64%)	3 (0.96%)	4 (1.29%)	4 (1.29%)	32 (10.29%)	12 (3.86%)	78 (25.08%)	3 (0.96%)	0 (0.00%)	0 (0.00%)	2 (0.64%)	55 (17.88%)	0 (0.00%)	12 (3.86%)	104 (33.44%)	311 (91.74%)	17 (5.01%)	5 (1.47%)	6 (1.77%)	0 (0.00%)	339 (80.52%)	421		
35 - SEZ. 35	10 (1.32%)	5 (0.66%)	3 (0.40%)	4 (0.53%)	81 (10.69%)	25 (3.30%)	157 (20.71%)	15 (1.98%)	2 (0.26%)	0 (0.00%)	5 (0.66%)	131 (17.28%)	2 (0.26%)	6 (0.79%)	312 (41.16%)	758 (93.01%)	37 (4.54%)	6 (0.74%)	14 (1.72%)	0 (0.00%)	815 (67.41%)	1209		
36 - SEZ. 36	8 (1.74%)	5 (1.08%)	1 (0.22%)	3 (0.65%)	29 (6.29%)	16 (3.47%)	87 (18.87%)	6 (1.30%)	1 (0.22%)	0 (0.00%)	1 (0.22%)	110 (23.86%)	1 (0.22%)	10 (2.17%)	183 (39.70%)	461 (90.75%)	23 (4.53%)	4 (0.79%)	20 (3.94%)	0 (0.00%)	508 (83.28%)	610		
37 - SEZ. 37	8 (1.29%)	4 (0.65%)	1 (0.16%)	6 (0.97%)	78 (12.60%)	28 (4.52%)	117 (18.90%)	10 (1.62%)	4 (0.65%)	0 (0.00%)	3 (0.48%)	117 (18.90%)	3 (0.48%)	5 (0.81%)	235 (37.96%)	619 (92.94%)	31 (4.65%)	5 (0.75%)	11 (1.65%)	0 (0.00%)	666 (82.12%)	811		
38 - SEZ. 38	4 (0.57%)	6 (0.85%)	6 (0.85%)	5 (0.71%)	60 (8.55%)	23 (3.28%)	138 (19.66%)	17 (2.42%)	3 (0.43%)	0 (0.00%)	4 (0.57%)	144 (20.51%)	0 (0.00%)	6 (0.85%)	286 (40.74%)	702 (94.35%)	27 (3.63%)	8 (1.08%)	7 (0.94%)	0 (0.00%)	744 (76.46%)	973		
39 - SEZ. 39	6 (0.85%)	6 (0.85%)	0 (0.00%)	2 (0.28%)	75 (10.68%)	23 (3.28%)	163 (23.22%)	11 (1.57%)	3 (0.43%)	0 (0.00%)	4 (0.57%)	127 (18.09%)	2 (0.28%)	11 (1.57%)	269 (38.32%)	702 (94.35%)	26 (3.49%)	7 (0.94%)	9 (1.21%)	0 (0.00%)	744 (76.23%)	976		
40 - SEZ. 40	5 (0.60%)	12 (1.43%)	6 (0.72%)	6 (0.72%)	75 (8.94%)	30 (3.58%)	138 (16.45%)	10 (1.19%)	9 (1.07%)	1 (0.12%)	6 (0.72%)	147 (17.52%)	2 (0.24%)	14 (1.67%)	378 (45.05%)	839 (93.74%)	40 (4.47%)	5 (0.56%)	11 (1.23%)	0 (0.00%)	895 (79.20%)	1130		
41 - SEZ. 41	6 (1.07%)	3 (0.53%)	7 (1.25%)	2 (0.36%)	60 (10.68%)	23 (4.09%)	100 (17.79%)	13 (2.31%)	6 (1.07%)	0 (0.00%)	2 (0.36%)	137 (24.38%)	0 (0.00%)	9 (1.60%)	194 (34.52%)	562 (93.05%)	34 (5.63%)	5 (0.83%)	3 (0.50%)	0 (0.00%)	604 (73.93%)	817		
42 - SEZ. 42	0 (0.00%)	6 (2.96%)	4 (1.97%)	2 (0.99%)	29 (14.29%)	7 (3.45%)	45 (22.17%)	6 (2.96%)	3 (1.48%)	0 (0.00%)	2 (0.99%)	43 (21.18%)	0 (0.00%)	3 (1.48%)	53 (26.11%)	203 (82.82%)	13 (5.75%)	3 (1.33%)	7 (3.10%)	0 (0.00%)	226 (79.58%)	284		
43 - SEZ. 43	6 (0.96%)	4 (0.64%)	7 (1.13%)	6 (0.96%)	55 (8.84%)	52 (8.36%)	91 (14.63%)	9 (1.45%)	3 (0.48%)	0 (0.00%)	0 (0.00%)	135 (21.70%)	0 (0.00%)	7 (1.13%)	247 (39.71%)	622 (92.97%)	28 (4.19%)	5 (0.75%)	14 (2.09%)	0 (0.00%)	669 (80.60%)	830		
44 - SEZ. 44	4 (0.64%)	4 (0.64%)	8 (1.27%)	6 (0.95%)	15 (2.38%)	115 (18.28%)	58 (9.22%)	28 (4.45%)	5 (0.79%)	0 (0.00%)	4 (0.64%)	132 (20.99%)	1 (0.16%)	7 (1.11%)	242 (38.47%)	629 (91.03%)	44 (6.37%)	4 (0.58%)	14 (2.03%)	0 (0.00%)	691 (80.63%)	857		
45 - SEZ. 45	5 (1.08%)	2 (0.43%)	5 (1.08%)	1 (0.22%)	45 (9.74%)	17 (3.68%)	94 (20.35%)	7 (1.52%)	1 (0.22%)	0 (0.00%)	5 (1.08%)	79 (17.10%)	1 (0.22%)	6 (1.30%)	194 (41.99%)	462 (94.29%)	11 (2.24%)	4 (0.82%)	13 (2.65%)	0 (0.00%)	490 (78.03%)	628		
46 - SEZ. 46	3 (0.48%)	5 (0.79%)	3 (0.48%)	6 (0.95%)	81 (12.84%)	27 (4.28%)	115 (18.23%)	9 (1.43%)	7 (1.11%)	0 (0.00%)	6 (0.95%)	110 (17.43%)	1 (0.16%)	7 (1.11%)	251 (39.78%)	631 (93.48%)	25 (3.70%)	10 (1.48%)	9 (1.33%)	0 (0.00%)	675 (76.36%)	884		

Sezione																	Totale Voti Liste	Totale Voti Solo Candidato	Schede Bianche	Voti Non Validi	VCNAS	Votanti	Iscritti
47 - SEZ. 47	4 (0.74%)	0 (0.00%)	3 (0.56%)	1 (0.19%)	86 (15.99%)	19 (3.53%)	106 (19.70%)	7 (1.30%)	4 (0.74%)	0 (0.00%)	11 (2.04%)	134 (24.91%)	1 (0.19%)	7 (1.30%)	155 (28.81%)	538 (92.92%)	14 (2.42%)	3 (0.52%)	24 (4.15%)	0 (0.00%)	579 (72.38%)	800	
48 - SEZ. 48	6 (1.16%)	1 (0.19%)	0 (0.00%)	1 (0.19%)	43 (8.29%)	13 (2.50%)	107 (20.62%)	12 (2.31%)	7 (1.35%)	0 (0.00%)	7 (1.35%)	92 (17.73%)	0 (0.00%)	4 (0.77%)	226 (43.55%)	519 (92.02%)	24 (4.26%)	4 (0.71%)	17 (3.01%)	0 (0.00%)	564 (75.81%)	744	
49 - SEZ. 49	4 (0.75%)	2 (0.37%)	7 (1.31%)	1 (0.19%)	62 (11.57%)	31 (5.78%)	65 (12.13%)	20 (3.73%)	4 (0.75%)	1 (0.19%)	4 (0.75%)	136 (25.37%)	3 (0.56%)	19 (3.54%)	177 (33.02%)	536 (93.87%)	21 (3.68%)	5 (0.88%)	9 (1.58%)	0 (0.00%)	571 (79.86%)	715	
50 - SEZ. 50	2 (0.52%)	3 (0.79%)	3 (0.79%)	1 (0.26%)	47 (12.34%)	18 (4.72%)	59 (15.49%)	18 (4.72%)	2 (0.52%)	0 (0.00%)	0 (0.00%)	95 (24.93%)	1 (0.26%)	9 (2.36%)	123 (32.28%)	381 (92.25%)	20 (4.84%)	5 (1.21%)	7 (1.69%)	0 (0.00%)	413 (79.27%)	521	
51 - SEZ. 51	7 (1.15%)	5 (0.82%)	8 (1.31%)	3 (0.49%)	60 (9.85%)	16 (2.63%)	66 (10.84%)	30 (4.93%)	7 (1.15%)	0 (0.00%)	5 (0.82%)	150 (24.63%)	2 (0.33%)	13 (2.13%)	237 (38.92%)	609 (97.44%)	1 (0.16%)	4 (0.64%)	11 (1.76%)	0 (0.00%)	625 (80.85%)	773	
52 - SEZ. 52	1 (1.56%)	2 (3.13%)	1 (1.56%)	2 (3.13%)	4 (6.25%)	2 (3.13%)	6 (9.38%)	0 (0.00%)	1 (1.56%)	0 (0.00%)	4 (6.25%)	18 (28.13%)	0 (0.00%)	1 (1.56%)	22 (34.38%)	64 (100.00%)	0 (0.00%)	0 (0.00%)	0 (0.00%)	0 (0.00%)	64 (100.00%)	0	
53 - SEZ. 53	0 (0.00%)	5 (0.72%)	6 (0.86%)	3 (0.43%)	106 (15.23%)	43 (6.18%)	82 (11.78%)	21 (3.02%)	5 (0.72%)	0 (0.00%)	2 (0.29%)	185 (26.58%)	4 (0.57%)	20 (2.87%)	214 (30.75%)	696 (93.55%)	39 (5.24%)	6 (0.81%)	3 (0.40%)	0 (0.00%)	744 (75.84%)	981	
54 - SEZ. 54	1 (0.25%)	0 (0.00%)	4 (1.00%)	2 (0.50%)	45 (11.25%)	14 (3.50%)	42 (10.50%)	21 (5.25%)	6 (1.50%)	0 (0.00%)	3 (0.75%)	103 (25.75%)	4 (1.00%)	16 (4.00%)	139 (34.75%)	400 (91.12%)	27 (6.15%)	5 (1.14%)	7 (1.59%)	0 (0.00%)	439 (79.53%)	552	
55 - SEZ. 55	6 (0.97%)	2 (0.32%)	5 (0.81%)	2 (0.32%)	64 (10.31%)	25 (4.03%)	106 (17.07%)	7 (1.13%)	4 (0.64%)	0 (0.00%)	3 (0.48%)	159 (25.60%)	2 (0.32%)	5 (0.81%)	231 (37.20%)	621 (92.14%)	33 (4.90%)	7 (1.04%)	13 (1.93%)	0 (0.00%)	674 (78.92%)	854	
56 - SEZ. 56	7 (1.60%)	2 (0.46%)	8 (1.83%)	0 (0.00%)	68 (15.56%)	19 (4.35%)	47 (10.76%)	16 (3.66%)	2 (0.46%)	0 (0.00%)	6 (1.37%)	100 (22.88%)	1 (0.23%)	11 (2.52%)	150 (34.32%)	437 (91.23%)	25 (5.22%)	5 (1.04%)	12 (2.51%)	0 (0.00%)	479 (72.91%)	657	
57 - SEZ. 57	2 (0.36%)	1 (0.18%)	4 (0.72%)	2 (0.36%)	73 (13.20%)	20 (3.62%)	109 (19.71%)	11 (1.99%)	4 (0.72%)	1 (0.18%)	8 (1.45%)	129 (23.33%)	1 (0.18%)	3 (0.54%)	185 (33.45%)	553 (94.53%)	18 (3.08%)	5 (0.85%)	9 (1.54%)	0 (0.00%)	585 (72.58%)	806	
58 - SEZ. 58	2 (0.32%)	3 (0.48%)	5 (0.80%)	5 (0.80%)	68 (10.85%)	27 (4.31%)	120 (19.14%)	18 (2.87%)	7 (1.12%)	1 (0.16%)	8 (1.28%)	115 (18.34%)	2 (0.32%)	17 (2.71%)	229 (36.52%)	627 (93.30%)	36 (5.36%)	2 (0.30%)	7 (1.04%)	0 (0.00%)	672 (80.96%)	830	
59 - SEZ. 59	2 (0.48%)	1 (0.24%)	6 (1.43%)	1 (0.24%)	62 (14.73%)	23 (5.46%)	67 (15.91%)	10 (2.38%)	4 (0.95%)	0 (0.00%)	3 (0.71%)	78 (18.53%)	0 (0.00%)	9 (2.14%)	155 (36.82%)	421 (95.03%)	15 (3.39%)	1 (0.23%)	6 (1.35%)	0 (0.00%)	443 (69.44%)	638	
60 - SEZ. 60	7 (1.22%)	6 (1.04%)	5 (0.87%)	4 (0.69%)	53 (9.20%)	34 (5.90%)	72 (12.50%)	22 (3.82%)	3 (0.52%)	2 (0.35%)	2 (0.35%)	138 (23.96%)	1 (0.17%)	14 (2.43%)	213 (36.98%)	576 (94.27%)	19 (3.11%)	6 (0.98%)	10 (1.64%)	0 (0.00%)	611 (76.95%)	794	
61 - SEZ. 61	1 (0.18%)	1 (0.18%)	3 (0.55%)	4 (0.73%)	71 (12.96%)	25 (4.56%)	85 (15.51%)	23 (4.20%)	2 (0.36%)	0 (0.00%)	8 (1.46%)	114 (20.80%)	0 (0.00%)	22 (4.01%)	189 (34.49%)	548 (94.00%)	26 (4.46%)	5 (0.86%)	4 (0.69%)	0 (0.00%)	583 (76.01%)	767	
62 - SEZ. 62	2 (0.32%)	3 (0.48%)	4 (0.64%)	4 (0.64%)	74 (11.90%)	21 (3.38%)	107 (17.20%)	13 (2.09%)	6 (0.96%)	0 (0.00%)	7 (1.13%)	132 (21.22%)	1 (0.16%)	10 (1.61%)	238 (38.26%)	622 (94.96%)	13 (1.98%)	8 (1.22%)	12 (1.83%)	0 (0.00%)	655 (76.88%)	852	
63 - SEZ. 63	3 (0.66%)	7 (1.54%)	5 (1.10%)	3 (0.66%)	40 (8.77%)	10 (2.19%)	68 (14.91%)	21 (4.61%)	0 (0.00%)	0 (0.00%)	7 (1.54%)	146 (32.02%)	3 (0.66%)	12 (2.63%)	131 (28.73%)	456 (96.41%)	11 (2.33%)	3 (0.63%)	3 (0.63%)	0 (0.00%)	473 (75.44%)	627	
64 - SEZ. 64	2 (0.53%)	4 (1.06%)	0 (0.00%)	2 (0.53%)	30 (7.92%)	13 (3.43%)	63 (16.62%)	11 (2.90%)	5 (1.32%)	1 (0.26%)	7 (1.85%)	76 (20.05%)	0 (0.00%)	8 (2.11%)	157 (41.42%)	379 (91.99%)	16 (3.88%)	7 (1.70%)	10 (2.43%)	0 (0.00%)	412 (74.91%)	550	
65 - SEZ. 65	2 (0.44%)	3 (0.67%)	5 (1.11%)	3 (0.67%)	42 (9.33%)	17 (3.78%)	59 (13.11%)	24 (5.33%)	2 (0.44%)	0 (0.00%)	5 (1.11%)	114 (25.33%)	0 (0.00%)	17 (3.78%)	157 (34.89%)	450 (92.59%)	22 (4.53%)	5 (1.03%)	9 (1.85%)	0 (0.00%)	486 (77.88%)	624	
66 - SEZ. 66	3 (0.74%)	1 (0.25%)	3 (0.74%)	3 (0.74%)	41 (10.15%)	13 (3.22%)	61 (15.10%)	13 (3.22%)	1 (0.25%)	1 (0.25%)	4 (0.99%)	107 (26.49%)	1 (0.25%)	16 (3.96%)	136 (33.66%)	404 (95.06%)	4 (0.94%)	8 (1.88%)	8 (1.88%)	1 (0.24%)	425 (80.80%)	526	
67 - SEZ. 67	4 (0.84%)	1 (0.21%)	3 (0.63%)	1 (0.21%)	46 (9.68%)	15 (3.16%)	80 (16.84%)	12 (2.53%)	7 (1.47%)	0 (0.00%)	6 (1.26%)	124 (26.11%)	1 (0.21%)	12 (2.53%)	163 (34.32%)	475 (96.35%)	10 (2.03%)	2 (0.41%)	6 (1.22%)	0 (0.00%)	493 (79.26%)	622	
Tot.	237 (0.69%)	249 (0.73%)	316 (0.92%)	214 (0.62%)	3703 (10.81%)	1580 (4.61%)	5531 (16.14%)	1074 (3.13%)	262 (0.76%)	19 (0.06%)	306 (0.89%)	7584 (22.13%)	89 (0.26%)	867 (2.53%)	12239 (35.71%)	34270 (93.45%)	1484 (4.05%)	350 (0.95%)	553 (1.51%)	15 (0.04%)	36672 (77.10%)	47563	

I voti validi comprendono anche i voti contestati e provvisoriamente assegnati.

I voti validi NON comprendono i voti assegnati al solo candidato uninominale.

Sono considerati e stampati come votanti e elettori solo quelli delle sezioni scrutinate.

Le percentuali dei voti di lista sono calcolate sul totale dei voti di lista.